



Fern Series



- Sleek Modern Design
- Eco-Friendly R32 Refrigerant
- Stepless Comfort for Precise Temperature Control
- Sprint Mode for Fast Heating and Cooling
- Golden Fin For Anti-Corrosion
- Wi-Fi Enabled (Requires Optional Wi-Fi Kit)
- 7 Year Warranty



Carrier
 New Zealand's First
7 YEAR WARRANTY



The invention that changed the world!

In 1902, Willis Carrier solved one of mankind's most elusive challenges by controlling the indoor environment through modern air-conditioning. His invention enabled countless industries, promoting global productivity, health and personal comfort.

Built on Carrier's invention of modern air-conditioning, Carrier is a world leader in heating, air-conditioning and refrigeration solutions. We constantly build upon our history of proven innovation with new products and services that improve global comfort and efficiency. Our innovations drive new industries and it is why our products and services are trusted in every corner of the world and why you can feel good about trusting us in your corner of it.

Efficiency meets Luxury

The Carrier Fern Series delivers a premium experience, inside and out. The sleek curved design of the indoor unit impresses too with a refined character that blends in to suit any décor. It's quiet enough not to disturb your well-deserved afternoon nap or night's sleep yet supplies just the right amount of heating and cooling to keep you comfortable.

These are just some of the elements that make up what is arguably the best Carrier Hi-Wall Inverter Split System to date.

High Achiever

Whether it's the bedroom, home office, study, kids room or guest room a Fern Series 2.6kW model features a stunning 6.5 ZERL star rating which will deliver great air conditioning allowing your family to relax, stay cool and be energy efficient too, now that's a win-win!



ON | OFF

MODE SET
Cool, Heat, Dry, Auto

MY MODE
Recalls your desired mode

SWING
Starts and stops Horizontal Louver

FIX
Used to set the desired up/down air direction

LED
Turns on / off LED on Indoor unit

ECO - SLEEP
Economy cycle night time

FOLLOW ME
Senses the temperature around the location of the controller

TEMPERATURE UP
Max. Temp. 30°

FAN SET

TEMPERATURE DOWN
Min. Temp. 17°

X-ECO
Energy Efficiency mode

AEC
*Active Energy Control

TIMER
Press to set the timer on or off

TURBO
Press for 1 second to activate fast cooling or heating. Press for 2 more seconds to activate Self-Clean





Carrier Comfort Connect

Take control of your climate remotely through the Wi-Fi Ready* APP on your smartphone. With just a simple swipe, you will be able to turn the air conditioner on/off and select the appropriate mode and temperature. Set timers for the week using the smartphone APP.

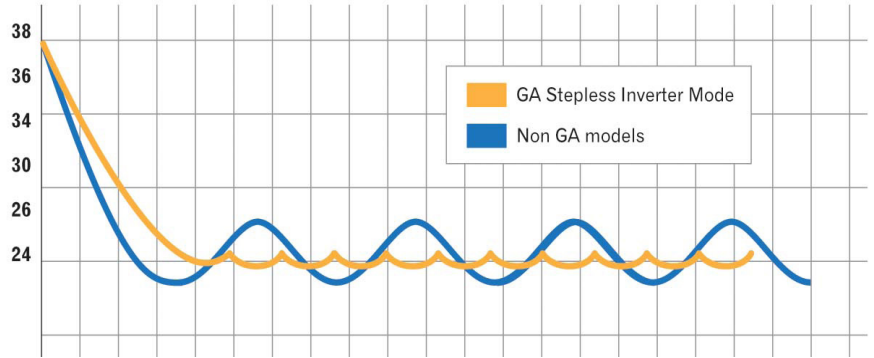
*Wi-Fi kit purchased separately (Wi-Fi Kit code CA04-OSK103). Wi-Fi not available on 8.0kw and 9.0kw models.



Stepless Comfort

The frequency of Inverter air conditioners fluctuates during operation, leading to variations in room temperature. However, the Fern series with its GA Stepless compressor frequency is so smooth that room temperature variations are barely noticeable.

TEMPERATURE GRAPH



COOLING:

Even at temperatures of up to +50°C the system can still provide cooling without any interruptions.

HEATING:

The system will continue heating even at temperatures as low as -15°C.



Golden Fin

The anti-corrosive coating on the outdoor unit heat exchangers have a special protective coating designed to resist water droplets settling and forming rust and effective in some seaside locations. 5-layer precision structure on the indoor unit features anti-corrosion, self-lubrication, and self-cleaning function for higher efficiency.



X-ECO Mode

Cleverly steps the electrical frequency and fan speeds down while maintaining comfort for more economical management of running costs.






Smart Diagnosis

Smart Diagnosis automatically tests 97 functions via the mobile APP. Once a problem is detected, the air conditioner will display the error code "EC". Alternatively, you can give your air conditioner a self-check by simply swiping your finger on the APP to see if any maintenance is needed. It's almost like having your own personal technician on call 24 hrs a day!



Sprint Activation


Like an athlete sprinting to the finish line, this technology enables the compressor to achieve maximum frequency in just a few short seconds upon start up, providing you immediate and powerful cooling/heating.



- 6s** The compressor achieves maximum frequency of 65Hz within 6 seconds upon start up.
- 23°C** Heating mode: Air-outlet temperature reaching above 34.5°C within 60 seconds.
- 34.5°C** Cooling mode: Air-outlet temperature can reach 23°C within 40 seconds.

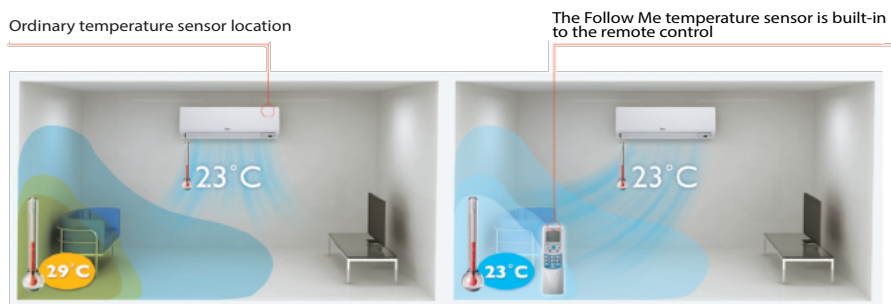
Variable Fan Speeds

By using your remote control, you can adjust the fan speed from zero to 100% enjoying a more comfortable experience through the use of a virtually continuous and seamless fan motor.



Follow Me

The remote controller has a special sensor built into it, and so it knows your desired temperature, wherever you take it in the air-conditioned room. So, if you are sitting on the couch relaxing, and move to another part of the room the set temperature will follow you.




Active Clean

Active Clean Technology washes away dust, mould, and grease that may cling to the indoor unit heat exchanger by automatically producing more condensate water then freezing it, then thawing and airing it dry. It's a robust process taking 20-45 minutes – now that's clean!



Wind Avoid Me

Avoid the air blowing directly on you by using the remote to rapidly and easily adjust the airflow direction.



Active Energy Control

Active Energy Control offers three operating power options: 50%, 75%, and 100%. You can choose the power level to suit your energy needs.



Intelligent Comfort*

Long-distance air flow up to 12 meters on the larger models includes the 3D air flow function, which circulates the air around the room swiftly and calmly to those hard to reach places.

*Available on 5.0, 7.0, 8.0 and 9.0kW models only.



Sleep Mode

In cooling or heating mode the system will regulate the air around you throughout the night automatically adjusting the temperature and fan speeds to suit the set mode, without you even noticing. In the heating mode in case the outside temperature drops suddenly the unit increases the temperature without blowing cold air. After 8 hours the system turns night mode off and returns to normal operation.



Leak Detection


The Fern Series has a number of functions designed to keep you safe and identify a system glitch, and in the unlikely case of a refrigerant leak, the system will automatically stop and display the error code on the indoor unit your controller and the APP.






Clever Outdoor Unit

The outdoor fan motor will rotate in reverse once the unit stops, assisting in the removal of dust, dirt and other particles which may be present outside, helping to keep the outdoor unit clean and running effectively and efficiently.




Voltage Stability

Increased reliability and protection via the upgraded main PCB (Power Circuit Board) improves stability with its ability to tolerate voltage fluctuations from as low as 150V and up to 260V.



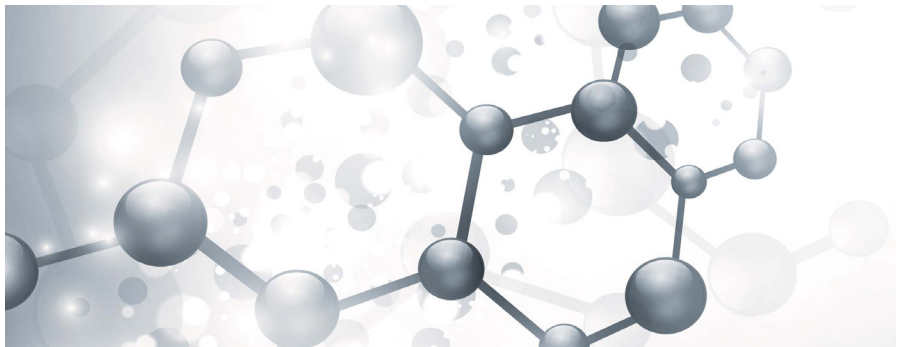
“Micro fin” Tube

By using the micro fin tube the number of grooves inside the heat exchanger is increased and permits greater heat transfer area, improving the Fern Series efficiency particularly in cooling mode. This is one of the secrets behind its high energy star rating.




Fire-resistant Electronics

Safety is a key ingredient for Carrier so the electric control box uses tough ABS material built to the 5VA flame retardant rating, and the outer surface is encased with sheet metal to keep the electric control box isolated and fire-resistant.



Fan Blade Design

Outdoor unit fan design optimisation is one of the factors of improved energy efficiency, it does so by delivering the necessary air volume for optimum product performance and reduced sound levels that shouldn't disturb you or your neighbours.







Capacity Guide*

*All figures are indicative only. Unit m2 coverage may vary depending on location, type of home insulation and window sizes. Final Unit selection to be carried out by a qualified Installer.



Great for the Study or Home Office

INDOOR MODEL	OUTDOOR MODEL	ZONE	SIZING	COOLING STARS	HEATING STARS
42QHG020N8 	38QHG020N8 	COLD	15-18M ²	5.0 ★★★★★	2.5 ★★★

Kids or Guest Room

INDOOR MODEL	OUTDOOR MODEL	ZONE	SIZING	COOLING STARS	HEATING STARS
42QHG026N8 	38QHG026N8 	COLD	18-22M ²	6.5 ★★★★★★	3.0 ★★★



Master Suite

INDOOR MODEL	OUTDOOR MODEL	ZONE	SIZING	COOLING STARS	HEATING STARS
42QHG035N8 	38QHG035N8 	COLD	18-29M ²	5.0 ★★★★★	2.5 ★★★

Ideal for Sitting Room or Home Theatre

INDOOR MODEL	OUTDOOR MODEL	ZONE	SIZING	COOLING STARS	HEATING STARS
42QHG050N8 	38QHG050N8 	COLD	33-40M ²	4.0 ★★★★★	2.0 ★★

Family Rumpus Room


INDOOR MODEL	OUTDOOR MODEL	ZONE	SIZING	COOLING STARS	HEATING STARS
42QHG060N8 	38QHG060N8 	COLD	40-47M ²	4.0 ★★★★★	1.5 ★★

Dining or Entertaining Room

INDOOR MODEL	OUTDOOR MODEL	ZONE	SIZING	COOLING STARS	HEATING STARS
42QHG070N8 	38QHG070N8 	COLD	48-58M ²	3.5 ★★★★★	1.5 ★★

Multi Purpose Space

INDOOR MODEL	OUTDOOR MODEL	ZONE	SIZING	COOLING STARS	HEATING STARS
42QHG080N8 	38QHG080N8 	COLD	54-63M ²	3.5 ★★★★★	1.5 ★★



Product Specifications

SYSTEM		53QH020	53QH026	53QH035	53QH050	53QH060	53QH070	53QH080	
INDOOR		42QH020N8	42QH026N8	42QH035N8	42QH050N8	42QH060N8	42QH070N8	42QH080N8	
OUTDOOR		38QH020N8	38QH026N8	38QH035N8	38QH050N8	38QH060N8	38QH070N8	38QH080N8	
Refrigerant Type		R32							
Power Supply (Volts-Phase-Hz)		220-240V, 1 Ph, 50Hz							
COOLING	Capacity - Rated (Range)	kW	2.00 (0.74~3.43)	2.65 (0.98~3.90)	3.50 (1.00~3.79)	5.00 (2.35~5.83)	6.00 (2.76~6.00)	7.00 (3.30~7.80)	8.00 (3.69~8.00)
	Power Input - Rated (Range)	kW	0.43 (0.16~1.06)	0.53(0.18~1.05)	0.79 (0.18~1.03)	1.36 (0.48~1.88)	1.77 (0.58~1.88)	2.01 (0.71~2.55)	2.35 (0.78~2.55)
	Efficiency - Rated	EER	4.42	4.98	4.42	3.67	3.39	3.48	3.40
	Rated Current	A	2.01	2.45	3.50	6.00	7.90	8.97	10.50
HEATING	Capacity - Rated (Range)	kW	2.20 (0.86 ~4.36)	2.75 (1.02~4.21)	3.75 (1.06~4.55)	5.35 (2.41 ~6.03)	6.20 (2.41~6.40)	7.60 (2.09 ~8.20)	8.30 (2.08 ~8.30)
	Power Input - Rated (Range)	kW	0.46 (0.16 ~1.29)	0.53 (0.16 ~1.49)	0.83 (0.17 ~1.45)	1.46 (0.46 ~2.00)	1.82 (0.46 ~2.00)	2.04 (0.41 ~2.73)	2.44 (0.41 ~2.73)
	Efficiency - Rated	COP	4.75	5.16	4.50	3.66	3.40	3.73	3.40
	Rated Current	A	2.12	2.31	3.68	6.52	8.20	9.11	10.90
INDOOR UNIT	Dimension (H x W x D)	mm	292 x 729 x 200	295 x 802 x 200		321x 971 x 228		337x 1082x 228	
	Net Weight	kg	8.0	8.50		11.2		13.3	
	Airflow (H/M/L)	m ³ /hr	460/340/270	500/360/300	530/380/310	800/600/500		1090/770/610	
	Moisture Removal	L/hr	0.48	0.50	0.87	1.73	2.47	2.24	2.92
	Sound Pressure (H/M/L/Silent)	dB(A)	38/31.5/30/20	37/31/29/24	39/32.5/30/24.5	44.5/38/34.5/28		45/39/33.5/29.5	45/39/33.5/29.5
OUT-DOOR UNIT	Dimension (H x W x D)	mm	555 x 765 x 303	554 x 805 x 330		673x 890 x 342			
	Net Weight	kg	26.5	32.2		37.9		43.3	
	Compressor Type		Rotary						
	Fan Motor Output	W	34		80				
	Sound Pressure	dB(A)	55.5	54	55.5	59.5		61	
	Cooling Usable Temperature Range	°C	0 to 50						
	Heating Usable Temperature Range	°C	-15 to 24						
PIPE SIZE	Liquid Line Ø	inch	1/4					3/8	
	Gas Line Ø	inch	3/8		1/2			5/8	
	Maximum Length	m	25		30			50	
	Chargeless Length	m	5						
	Maximum Difference in Level	m	10			20		25	



Notice: AHI Carrier is committed to continuously improving its products, to ensure the highest quality and reliability standards, and to meet local regulations and market requirements. All features and specifications are subject to change without prior notice.
 Note: All images provided in this catalogue are used for illustration purposes only.
 Date: January 2021
 Equipment rated in accordance with MEPS GEMS2019



Auckland Branch

207-211 Station Road
 Penrose, Auckland
 T: 09 355 6720

E: sales@ahi-carrier.co.nz

Wellington Branch

Cnr Jarden Mile & McCormack Place
 Ngauranga, Wellington
 T: 04 473 5990

E: sales@ahi-carrier.co.nz

Napier Branch

31 Ford Road,
 Napier
 T: 06 561 0183

E: sales@ahi-carrier.co.nz

Christchurch Branch

23 Iversen Terrace
 Waltham, Christchurch
 T: 03 379 0894

E: sales@ahi-carrier.co.nz

Dunedin Branch

56 Fox Street,
 Dunedin
 T: 03 552 0401

E: sales@ahi-carrier.co.nz